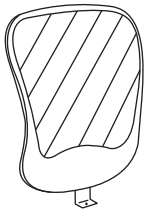
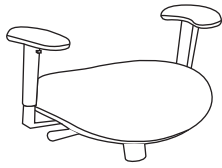


Assembly Instructions – LXO Stool

Parts List



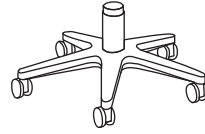
Back



Seat, Arm,
Mechanism



Foot Ring



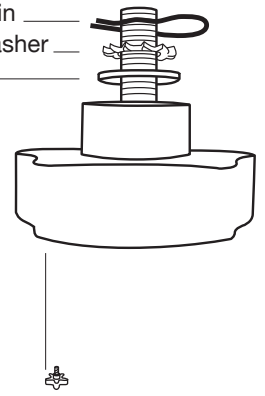
Base w/ Casters



Gas Lift

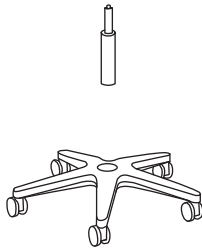
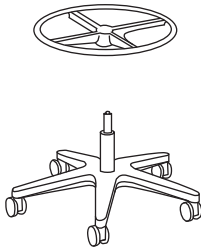
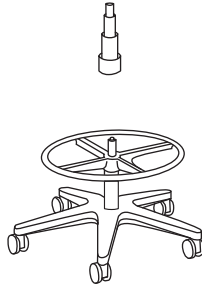
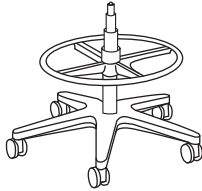
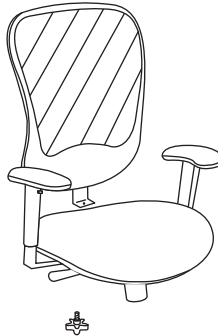
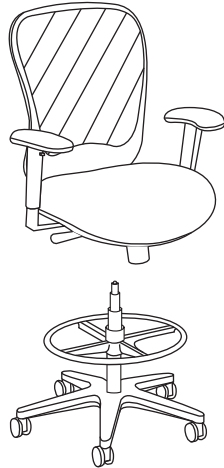


Telescopic
Cover Can



Hand Wheel
Cover Can

Assembly Steps:

<p>Insert Gas Lift into base</p> 	<p>Slide Foot Ring onto base</p> 	<p>Place Telescopic Cover Can on top of Foot Ring</p> 	<p>Completed Base Assembly</p> 
<p>Attach Back to Seat Assembly with Hand Wheel</p> <p>NOTE: Remove Cotter Pin from Hand Wheel before Assembly</p> 	<p>Attach Seat/Back Assembly to Base Assembly</p> 	<p>Completed Chair – sit on chair to secure fit</p> 